



## Guzzler® Foot Lever Pump GL-0400D



- Rugged aluminum Foot Lever activation for hand or foot operation
- Tough Delrin-like plastic body with aluminum clamp ring
- Accommodates 1/2" - 1-1/4" hose
- 2.7 GPM
- Available with standard, lightweight or heavy-duty stainless steel spring

### Performance

<b>Flow Rate</b>	Per minute <sup>1</sup> : 2.7 Gal (10.3L) Per stroke: 0.18 Qt (0.17L)
<b>Max Head</b>	30 ft (9.1 m)
<b>Max Lift</b>	3 ft (0.9 m) (LW spring) 6 ft (1.8 m) (STD spring) 10 ft (3.1 m) (HD spring) 21 ft (6.4 m) (XHD spring)
<b>Max Pressure</b>	15 psi (1.0 kg/cm <sup>2</sup> )
<b>Max. Service Temp</b>	212°F (100°C)


<sup>1</sup>: with STD spring; 0 Lift



### Available Ports

	in	1/2	3/4	1	1-1/8	1-1/4
	cm	1.27	1.91	2.54	2.86	3.18
<b>Hose (Smooth)</b>			•	S	•	•
<b>NPT Female (Tapped)</b>		•	•			
<b>NPT Male (Threaded)</b>			•			
<b>Male Garden Hose (Threaded)</b>			•			
<b>Barbed</b>			•		•	
<b>Female Garden Hose Adapter</b>			•			

S Standard • Optional

### Stainless Steel Spring Options

	Lightweight (LW)	— 20 lb/in
	Standard (STD)	— 35 lb/in
	Heavy Duty (HD)	— 55 lb/in



	in	cm
<b>A</b>	10-1/4	26.0
<b>B</b>	14-1/2	36.8
<b>C</b>	4	10.2
<b>D</b>	6-1/4	15.9
<b>E</b>	5	12.7
<b>F</b>	1-1/4	3.2
<b>G</b>	4-5/16	11.0
<b>Mounting Holes</b>	1/4	0.64
<b>Bolt Circle Diam.</b>	6-1/8	15.6
<b>Weight</b>	2.85 lb	1.29 kg

### Specifications / Options

<b>Body &amp; Ports *</b>	Acetal (POM) Copolymer / Gray
<b>Clamp Ring</b>	Aluminum
<b>Foot Lever</b>	Aluminum
<b>Valves *</b>	Flapper, Duckbill, Umbrella
<b>Diaphragm *</b>	Buna-N, Buna-N Double Sided, Neoprene, Viton, EPDM, Silicone
<b>Clevis/Button Assembly *</b>	SS Washer & Aluminum Clevis
<b>Internal Spring *</b>	Lightweight (LW), Standard (STD), Heavy-Duty (HD), Extra Heavy Duty (XHD) (all stainless steel)

\* In contact with fluid

### Valve Options

**Flapper** — General purpose liquid transfer



**Duckbill** — For dirty liquid and sewage. Permits mounting in any position.



**Umbrella** — Most efficient for pumping clean liquid. Also used for air and vacuum service.



# Guzzler® Foot Lever Pump GL-0400D



**Example: GL-0400D-711-43-5050-10**

- Guzzler Foot Lever Pump
- Model style #0400D: Acetal Body, Opposite Side Ports
- Aluminum Foot Lever
- Buna-N Flapper Valves
- Buna-N Diaphragm
- SS Washer / Aluminum Clevis / Acetal Button Assembly
- Aluminum Clamp Ring
- Inlet: 1" Smooth
- Outlet: 1" Smooth
- Standard weight spring

Guzzler Product	
Option	Code
Foot Lever Pump	GL

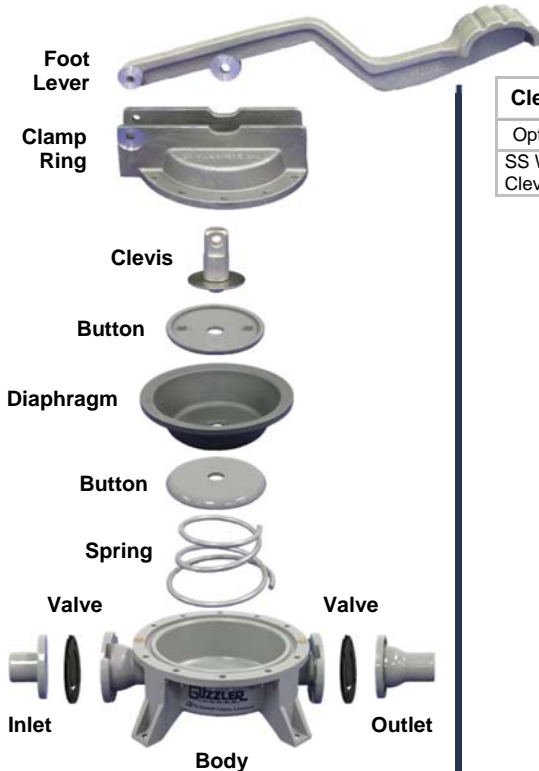
Style (Family)	
Option	Code
Acetal, Opp. Side Ports	0400D

Foot Lever	
Option	Code
Aluminum	7

Valves	
Option	Code
Flapper (Buna-N)	1
Flapper (White Buna)	2
Flapper (Neoprene)	3
Flapper (Viton)	4
Flapper (EPDM)	5
Duckbill (Buna-N)	6
Umbrella (Silicone)	7

Diaphragm	
Option	Code
Buna Nitrile	1
Buna-N 3-Ply	2
Neoprene	3
Viton	4
EPDM	5
Silicone	7

**GL - 0400D - 7 1 1 - 4 3 - 50 50 - 10**



Clevis/Button Assembly	
Option	Code
SS Washer, Alum. Clevis, Acetal Button	4

Clamp Ring	
Option	Code
Aluminum	3

Hose Connections		
Option	Code	
	Inlet	Outlet
1/2" NPT Tapped	31	31
3/4" Smooth	40	40
3/4" NPT Tapped	41	41
3/4" NPT Threaded	42	42
3/4" Barbed	43	43
3/4" Female GH Adapter	45	45
3/4" Male Garden Hose	46	46
1" Smooth	50	50
1" NPT Threaded	52	52
1-1/8" Smooth	60	60
1-1/8" Barbed	63	63
1-1/4" Smooth	70	70

Internal Spring	
Option	Code
Std Weight SS	10
Lightweight SS	20
Heavy Duty SS	30

