



Guzzler® Hand Pump GH-0500D

- Durable, lightweight Acetal plastic
- Accommodates 1-1/4" - 2" hose
- 12 GPM
- Rugged aluminum handle
- Clamp ring adjusts to 12 different handle orientations
- Available with horizontal or vertical handle
- Optional aluminum clamp ring for added durability

Specifications / Options

Body & Ports *	Acetal (POM) Copolymer / Gray
Clamp Ring	Acetal, Epoxy-coated Aluminum, Epoxy-coated Aluminum with Stop Brackets
Handle	Aluminum: Horizontal/Silver, Horizontal/Black, Vertical (Removable)/Silver
Valves *	Flapper, Duckbill
Diaphragm *	Buna-N, Buna-N Double Sided, Neoprene, Viton, EPDM, Silicone
Clevis/Button Assembly *	Acetal, SS Washer + Aluminum Clevis, All Stainless Steel
Internal Spring *	None, Lightweight, Standard, Heavy-Duty (all stainless steel)
Other	Thru-Deck Mounting Kit (for vertical handle only)

* In contact with fluid

Clamp Ring Options



Epoxy-coated Aluminum for reinforcement against vigorous pumping



Epoxy-coated Aluminum with Stop Brackets to prevent over-stroking

Guided-stroke clamp ring ensures straight up-and-down diaphragm travel. Eliminates diaphragm rocking back-and-forth motion that contributes to diaphragm wear. Ensures maximum handle force goes into pressurizing the diaphragm.



Performance

Flow Rate	Per minute ¹ : 12 Gal (45.4L) Per stroke: 0.55 Qt (0.52L)
Max Lift	12 ft (3.7 m) 22 ft (6.7 m) with check valve
Max Head	30 ft (9.1 m)
Max Pressure²	15 psi (1.0 kg/cm ²)
Max Service Temp	212°F (100°C)

¹: at 90 cpm

²: 20 psi with 18 in handle

Available Ports

	in	1-1/4	1-1/2	2
	cm	3.18	3.81	5.08
Hose (Smooth)			S	•
NPT Female (Tapped)		•		
NPT Male (Threaded)			•	

S Standard • Optional

Valve Options




Flapper — General purpose liquid transfer.




Duckbill — For dirty liquid and sewage. Permits mounting in any position.

Optional Extra-Long Handle

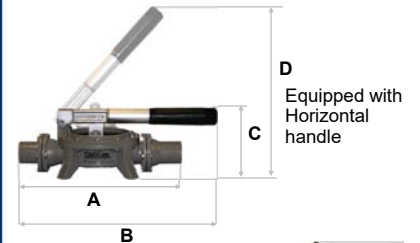


18-inch aluminum handle with Alum. Stroke Guide & Guided Stroke Clevis Assembly for effortless pumping




Vertical handle for "back-and-forth" pumping action


Horizontal handle for "up-and-down" pumping action



D Equipped with Horizontal handle



Equipped with Vertical handle



	in	cm
A	10-7/8	27.6
B	13-1/8	33.3
C	4-1/4	10.8
D	12	30.5
E	13-1/2	34.3
F	12-1/2	31.8
G	4-5/16	11.0
Mounting Holes	1/4	0.64
Bolt Circle Diam.	6-1/8	15.6
Weight (w/ Horiz. Hndl.)	1.80 lb	0.82 kg
Weight (w/ Vert. Hndl.)	1.90 lb	0.86 kg

Guzzler® Hand Pump GH-0500D



Example: GH-0500D-111-10-8080-00

- Guzzler Hand Pump
- Model style #0500D: Acetal Body, Opposite Side Ports
- Horizontal Handle (Silver)
- Buna-N Flapper Valves
- Buna Diaphragm
- Acetal Plastic Clevis/Button Assembly
- Acetal Plastic Clamp Ring
- Inlet: 1-1/2" Smooth
- Outlet: 1-1/2" Smooth
- No Spring

Guzzler Product	
Option	Code
Hand Pump	GH

Style (Family)	
Option	Code
Acetal, Opp. Side Ports	0500D

Handle	
Option	Code
Horizontal/Silver	1
Horizontal/Black	2
Vertical/Silver (Removable)	4
Horizontal 18in***	5

Valves	
Option	Code
Flapper (Buna-N)	1
Duckbill (Buna-N)	6

Diaphragm	
Option	Code
Buna Nitrile	1
Buna-N 3-Ply	2
Neoprene	3
Viton	4
EPDM	5
Silicone	7

GH - 0500D - 1 1 1 - 1 0 - 80 80 - 00

Clevis/Button Assembly	
Option	Code
Acetal Plastic	1
Stainless Steel	3
SS Washer & Alum Clevis	4
SS Button & Guided Stroke Clevis**	6

Clamp Ring	
Option	Code
Acetal Plastic	0
Epoxy-coated Alum	1
Epoxy-coated Alum w/Stop Brackets	4
Epoxy-coated Alum w/ Stroke Guide**	5

Hose Connections		
Option	Code	
	Inlet	Outlet
1-1/4" NPT Tapped	71	71
1-1/2" Smooth	80	80
1-1/2" NPT Threaded	82	82
2" Smooth	90	90

Internal Spring	
Option	Code
No Spring	00
Std Weight SS	10
Lightweight SS	20
Heavy Duty SS	30

** Clamp Ring (5) requires Clevis/Button Assembly (6)
 *** 18: handle requires Clamp Ring (5) & Clevis/Button Assemble (6)

