

- Durable, lightweight Acetal plastic
- Space-saving same side ports for installing in close-fitting spaces
- Accommodates 1/2" - 1-1/4" hose
- 10 GPM
- Rugged aluminum handle
- Clamp ring adjusts to 12 different handle orientations
- Available with horizontal or vertical handle
- Optional aluminum clamp ring for added durability

Specifications / Options

Body & Ports *	Acetal (POM) Copolymer / Gray
Clamp Ring	Acetal, Epoxy-coated Aluminum, Epoxy-coated Aluminum with Stop Brackets, Guided-stroke Clamp Ring
Handle	Aluminum: Horizontal/Silver, Horizontal/Black, Vertical/Silver, Vertical/Silver 18in
Valves *	Flapper, Duckbill, Umbrella
Diaphragm *	Buna-N, Buna-N Double Sided, Neoprene, Viton, EPDM, Silicone
Clevis/Button Assembly *	Acetal, SS Washer + Aluminum Clevis, All Stainless Steel
Internal Spring *	None, Lightweight, Standard, Heavy-Duty (all stainless steel)
Other	Aluminum mounting standoffs, Thru-Deck Mounting Kit (for vertical handle only)

* In contact with fluid

Clamp Ring Options



Epoxy-coated Aluminum for reinforcement against vigorous pumping



Epoxy-coated Aluminum with Stop Brackets to prevent over-stroking

Guided-stroke clamp ring ensures straight up-and-down diaphragm travel. Eliminates diaphragm rocking back-and-forth motion that contributes to diaphragm wear. Ensures maximum handle force goes into pressurizing the diaphragm.



Performance

Flow Rate	Per minute ¹ : 10 Gal (37.9L) Per stroke: 0.44 Qt (0.42L)
Max Lift	12 ft (3.7 m) 22 ft (6.7 m) with check valve
Max Head	30 ft (9.1 m)
Max Pressure²	15 psi (1.0 kg/cm ²)
Max Service Temp	212°F (100°C)

¹: at 90 cpm

²: 20 psi with 18 in handle

Available Ports

	in	1/2	3/4	1	1-1/8	1-1/4
cm	1.27	1.91	2.54	2.86	3.18	
Hose (Smooth)		•	S	•	•	
NPT Female (Tapped)	•	•				
NPT Male (Threaded)		•				
Male Garden Hose (Threaded)		•				
Barbed		•		•		
Female Garden Hose Adapter		•				

S Standard • Optional

Valve Options



Flapper — General purpose liquid transfer.




Duckbill — For dirty liquid and sewage. Permits mounting in any position.



Umbrella — Most efficient for pumping clean liquid. Also used for air and vacuum service.

Optional 18 in. Handle



18-inch aluminum handle with Alum. Stroke Guide & Guided Stroke Clevis Assembly for effortless pumping

18-inch removable vertical handle

Guzzler® Hand Pump GH-0450D



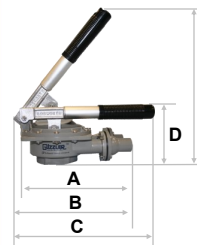
Vertical handle for "back-and-forth" pumping action



Horizontal handle for "up-and-down" pumping action




Shown with optional aluminum mounting standoffs



Equipped with Horizontal handle

Equipped with Vertical handle



	in	cm
A	8-1/2	21.6
B	8-1/2	21.6
C	10-1/2	26.7
D	4	10.2
E	12	30.5
F	13-1/4	33.7
G	11-1/2	29.2
H	4-5/16	11.0
Mounting Holes	1/4	0.64
Bolt Circle Diam.	6-1/8	15.6
Weight	1.85 lb	0.84 kg

Guzzler® Hand Pump

GH-0450D



Product Model Number Nomenclature Guide

Example: GH-0450D-161-10-5050-00

- Guzzler Hand Pump
- Model style #0450D: Acetal Body, Same Side Ports
- Horizontal Handle (Silver)
- Buna-N Duckbill Valves
- Buna Diaphragm
- Acetal Plastic Clevis/Button Assembly
- Acetal Plastic Clamp Ring
- Inlet: 1" Smooth
- Outlet: 1" Smooth
- No Spring

Guzzler Product	
Option	Code
Hand Pump	GH

Style (Family)	
Option	Code
Acetal, Same Side Ports	0450D

Handle	
Option	Code
Horizontal/Silver	1
Horizontal/Black	2
Vertical/Silver (Removable)	4
Horizontal 18in***	5
Vertical/Silver (Removable) 18in.	9

Valves	
Option	Code
Flapper (Buna-N)	1
Flapper (White Buna)	2
Flapper (Neoprene)	3
Flapper (Viton)	4
Flapper (EPDM)	5
Duckbill (Buna-N)	6
Umbrella (Silicone)	7

Diaphragm	
Option	Code
Buna Nitrile	1
Buna-N 3-Ply	2
Neoprene	3
Viton	4
EPDM	5
Silicone	7

GH - 0450D - 1 6 1 - 1 0 - 50 50 - 00

Clevis/Button Assembly	
Option	Code
Acetal Plastic	1
Stainless Steel	3
SS Washer & Alum Clevis	4
SS Button & Guided Stroke Clevis**	6


Clamp Ring	
Option	Code
Acetal Plastic	0
Epoxy-coated Alum	1
Epoxy-coated Alum w/Stop Brackets	4
Epoxy-coated Alum w/ Stroke Guide**	5

Hose Connections		
Option	Code	
	Inlet	Outlet
1/2" NPT Tapped	31	31
3/4" Smooth	40	40
3/4" NPT Tapped	41	41
3/4" NPT Threaded	42	42
3/4" Barbed	43	43
3/4" Female GH Adapter	45	45
3/4" Male Garden Hose	46	46
1" Smooth	50	50
1" NPT Threaded	52	52
1-1/8" Smooth	60	60
1-1/8" Barbed	63	63
1-1/4" Smooth	70	70

Internal Spring	
Option	Code
No Spring	00
Std Weight SS	10
Lightweight SS	20
Heavy Duty SS	30

** Clamp Ring (5) requires Clevis/Button Assembly (6)

*** 18in handle requires Clamp Ring (5) & Clevis/Button Assembly (6)



930 Waterman Avenue, East Providence, RI 02914
(401) 438-1110 • fax (401) 438-2713
toll-free (888) 438-1110 • www.thebosworthco.com

SP-GH-0450D-100423