



Guzzler® 115 VAC 2-Inch Electric Pump GE-2601A/B



GE-2601A

Available Ports

	in	1-1/4	1-1/2	2
	cm	3.18	3.81	5.08
Hose (Smooth)				S
NPT Female (Tapped)	•			
NPT Male (Threaded)			•	

S Standard • Optional

Specifications / Options

Body & Ports *	Epoxy-coated Aluminum (Blue), Epoxy-coated Bronze (Bronze)
Clamp Ring	Aluminum or Bronze Motor Mounting Plate
Valves *	Buna-N Flapper w/molded steel reinforcement plate
Diaphragm *	Buna-N Double Sided
Clevis/Button Assembly *	Stainless Steel
Motors	Accommodates NEMA 56-C motor; other models equipped with 12 VDC and 24 VDC motors

* in contact with fluid

115 VAC Motor / Gear Reducers

Pump Flow Rate ³ (GPM)	Pump Speed ³ (cpm)	Output Torque (in-lbs)	Max Lift/Head ⁴ (ft)	Max Pressure (psi)	Input HP	Motor Enclosure ⁵	Full Load Amps ⁶ (ODP TEFC)
4.4	22	311	20 / 23	10	1/4	ODP	5.0 / 2.3-2.5
7.0	35	374	20 / 25	12	1/3	ODP, TEFC	6.0 / 3.2-3.0 7.8 / 3.9-3.9
8.6	43	431	20 / 25	13	1/2	ODP, TEFC	8.6 / 4.3-4.3 8.0 / 4.0-4.0
11.6	58	395	20 / 25	12	1/2	ODP, TEFC	8.6 / 4.3-4.3 8.0 / 4.0-4.0
13.8	69	348	20 / 25	11	1/2	ODP, TEFC	8.6 / 4.3-4.3 8.0 / 4.0-4.0
17.2	86	288	20 / 21	9	1/2	ODP, TEFC	8.6 / 4.3-4.3 8.0 / 4.0-4.0

³ at 0 lift, 0 head

⁴ Check valve recommended for lifts above 12 ft.

⁵ ODP: Open dripproof; TEFC: Totally enclosed, fan-cooled

⁶ at nameplate voltage

- 4.4 – 17.2 GPM, depending on motor selected
- Pump speeds from 22 – 86 cycles/min (cpm)
- Available in aluminum (GE-2601A) or bronze (GE-2601B)
- Available with open-dripproof or totally enclosed fan-cooled motors
- Accommodates 1-1/4" – 2" hose

Performance

Flow Rate	Per stroke: 0.80 Qt (0.76 L)
Max Lift	20 ft (6.1 m) ^{1,2}
Max Head	25 ft (7.6 m) ¹
Max Pressure	13 psi (0.9 bar) ¹
Max Service Temp	190°F (88°C)

¹ depending on choice of motor/gear reducer

² with a check valve

Valve Options



Flapper — General purpose liquid transfer. Features molded steel reinforcement plate.

Motor Specifications


Motor Type	Capacitor-Start
Enclosure	Open Dripproof (ODP) or Totally enclosed fan-cooled (TEFC)
Voltage	115 / 208-230*
Frequency	60 Hz
Rotation	Reversible
Ambient	40°
Thermal Protection	None
Mounting	C-Face
Weight	~21 lbs
Certifications	UL Recognized (E47479), CSA Certified (225293 & 701848)

* Volts at 60 Hz



GE-2601B

Note: Dimensions and weights shown below do not include motor.



	in	cm
A	5-3/4	14.6
B	14-3/4	37.5
C	12	30.5
D	6-3/8	16.2
E	11-1/2	29.2
Mounting Holes	1/4	0.64
Weight (Aluminum)*	35.85 lb	16.2 kg
Weight (Bronze)*	43.5 lb	19.7 kg

* Excluding motor

930 Waterman Avenue
 East Providence, RI 02914
 (401) 438-1110 • fax (401) 438-2713
 toll-free (888) 438-1110 • www.thebosworthco.com

Guzzler® and Sea-lect® are trademarks of The Bosworth Company.




Guzzler® 115 VAC Electric Pump GE-2601A/B

Product Model Number Nomenclature Guide



GE-2601A




GE-2601B

Example: GE-2601A-012-38-9090-FJ

- Guzzler Electric Pump
- Model style #2601A: Aluminum Body, Opposite Side Ports
- Buna-N Flapper Valves
- Buna-N Double-Sided Diaphragm
- Stainless Steel Clevis/Button Assembly
- Motor Mounting Plate Clamp Ring
- Inlet: 2" Smooth
- Outlet: 2" Smooth
- 1/2 HP Open, dripproof motor; 58 cycles/min (cpm) / 395 in-lbs torque



115 VAC Motor



Gear Reducer & Motor-ready Flange



Clevis/Actuator



Clamp Ring



Button



Diaphragm



Button

Valve Valve



Inlet

Body

Outlet

Guzzler Product	
Option	Code
Hand Pump	GE

Style (Family)	
Option	Code
Alum., Opp. Side Ports	2601A
Bronze, Opp. Side Ports	2601B

Speed Control	
Option	Code
None	0

Valves	
Option	Code
Flapper (Buna-N)	1

Diaphragm	
Option	Code
Buna-N Dbl Sided	2

GE - 2601A - 0 1 2 - 3 8 - 90 90 - FJ

Clevis/Button Assembly	
Option	Code
Stainless Steel	3

Clamp Ring	
Option	Code
Motor Mounting Plate	8

Option	Code	
	Inlet	Outlet
1-1/4" NPT Tapped	71	71
1-1/2" NPT Threaded	82	82
2" Smooth	90	90

		115 VAC Motors	
		Motor Enclosure*	
Pump Speed (cpm)	Motor Torque (in-lbs)	ODP	TEFC
		Code	Code
22	311	FC	--
35	374	FE	HE
43	431	FG	HG
58	395	FJ	HJ
69	348	FL	HL
86	288	FQ	HQ
115	227	FX	HX

*ODP: Open Dripproof
TEFC: Totally Enclosed, Fan Cooled



930 Waterman Avenue, East Providence, RI 02914
(401) 438-1110 • fax (401) 438-2713
toll-free (888) 438-1110 • www.thebosworthco.com