

- FDA-approved components for parts in contact with fluid
- Ideal for pharmaceutical, food processing or biomedical applications
- Maximum vacuum: 22 in Hg
- 3.2 – 12.9 GPM (0.4 – 1.7 cfm)
- Features 12 VDC motor with optional speeds from 23 – 94 RPM
- Accommodates 1-1/4" – 2" hose
- Large flange sizes suitable for sanitation applications

### Specifications / Options

<b>Body &amp; Ports *</b>	Acetal (POM) Copolymer / Gray
<b>Clamp Ring</b>	Aluminum Motor Mounting Plate
<b>Valves *</b>	Flapper (Buna-N)**, Duckbill (Buna-N)**, Umbrella (Silicone)
<b>Diaphragm *</b>	Buna-N, Silicone (both FDA-approved materials)
<b>Clevis/Button Assembly *</b>	Natural Delrin
<b>Motor</b>	12 VDC, 1/6 HP

\* in contact with fluid

\*\* not FDA-approved material

### Available 12 VDC Motors & Performance

Pump Flow Rate <sup>3</sup> (GPM)	Motor Speed <sup>3</sup> (Name-plate RPM)	Full Load Torque (In-Lbs.)	Input HP	Full Load Amps	Max Pressure (psi)	Max Lift <sup>4</sup> (ft)	Max Head (ft)
3.2	23	280	1/6	9.4	15	20	25
4.3	31	278	1/6	14.0	15	20	25
6.9	50	183	1/6	14.0	15	20	25
8.8	64	150	1/6	14.0	15	20	25
12.9	94	102	1/6	14.0	7	16	16

<sup>3</sup> at 0 lift, 0 head

<sup>4</sup> Check valve recommended for lifts above 12 ft.

## Guzzler® 12 VDC Electric Pump GE-0503N




### Performance

<b>Flow Rate</b>	per stroke: 0.55Qt (0.52L)
<b>Max Lift</b>	20 ft (6.1 m) <sup>1,2</sup>
<b>Max Head</b>	25 ft (7.6 m) <sup>1</sup>
<b>Max Pressure</b>	15 psi (1.0 bar) <sup>1</sup>
<b>Max Vacuum</b>	22 in Hg (0.7 bar) <sup>1</sup>
<b>Max Service Temp</b>	220°F (104°C)

<sup>1</sup> depending on choice of motor

<sup>2</sup> with a check valve

### Valve Options

Flapper**	Duckbill**	Umbrella
		
General purpose liquid transfer	For dirty liquid and sewage	Clear liquids
For vertical pump mounts, inlet must be below outlet	Good vacuum service	Best vacuum service
Mount pump in any position	Mount pump in any position	Mount pump in any position

### Available Ports

	in	1-1/4	1-1/2	2
	cm	3.18	3.81	5.08
<b>Hose (Smooth)</b>			S	•
<b>NPT Female (Tapped)</b>		•		
<b>NPT Male (Threaded)</b>			•	

S Standard • Option-



### Motor Specifications

<b>Motor Type</b>	12 VDC, Permanent Magnet
<b>Enclosure</b>	Total Enclosed Non-ventilated
<b>Brushes</b>	Externally replaceable
<b>Rotation</b>	Reversible
<b>Ambient</b>	40°
<b>Thermal Protection</b>	None
<b>Lubrication</b>	Permanent Heavy Fluid Gear Oil
<b>Gears</b>	Hardened Steel
<b>Weight</b>	~12 lbs
<b>Certifications</b>	UL Recognized (E47479)



Note: Motor requires additional support for proper balance during operation.

Pump shown above with optional motor support bracket. (Part # BR-01.)



	in	cm
<b>A</b>	7-1/2	19.1
<b>A'</b>	8-1/4	21.0
<b>B</b>	9	22.9
<b>C</b>	15-1/4	38.7
<b>D</b>	4-5/16	11.0
<b>E</b>	4	10.2
<b>F</b>	6	15.2
<b>G</b>	11	27.9
<b>Mounting Holes</b>	1/4	0.64
<b>Bolt Circle Diam.</b>	6-1/8	15.6
<b>Weight</b>	15.7 lb	7.1 kg

# Guzzler® 12 VDC Electric Pump GE-0503N



**Example: GE-0503N-071-58-8080-PL**

- Guzzler Electric Pump
- Model style #0503N: Natural Delrin Body, Opposite Side Ports
- No Variable Speed control option
- Silicone Umbrella Valves
- Buna-N (FDA-Approved material) Diaphragm
- Natural Delrin Clevis
- Motor Mounting Plate Clamp Ring
- Inlet: 1-1/2" Smooth (Nat'l Delrin)
- Outlet: 1-1/2" Smooth (Nat'l Delrin)
- 12 VDC 64 RPM Motor

Guzzler Product	
Option	Code
Electric Pump	GE

Style (Family)	
Option	Code
Nat'l Delrin, Opp. Side Ports	0503N

Speed Control	
Option	Code
None	0

Valves	
Option	Code
Flapper (Buna-N)	1
Duckbill (Buna-N)	6
Umbrella (Silicone)*	7

Diaphragm	
Option	Code
Buna Nitrile*	1
Buna-N 3-Ply	2
Neoprene	3
Viton	4
EPDM	5
Silicone*	7

**GE - 0503N - 0 7 1 - 5 8 - 80 80 - PL**

Clevis/Button Assembly	
Option	Code
Nat'l Delrin Clevis	5

Clamp Ring	
Option	Code
Motor Mounting Plate	8

Option	Code	
	Inlet	Outlet
1-1/4" NPT Tapped	71	71
1-1/2" Smooth	80	80
1-1/2" NPT Threaded	82	82
2" Smooth	90	90

12 VDC Motor	
Option (Speed / Torque)	Code
23 rpm / 280 in-lbs	PC
31 rpm / 278 in-lbs	PE
50 rpm / 183 in-lbs	PG
64 rpm / 150 in-lbs	PL
94 rpm / 102 in-lbs	PS
No Motor	00



\* These elastomers are made of FDA-approved material.



930 Waterman Avenue, East Providence, RI 02914  
 (401) 438-1110 • fax (401) 438-2713  
 toll-free (888) 438-1110 • www.thebosworthco.com