

Recommended for maple sap vacuum production on up to 400 taps



Specifications / Options

| | |
|--|---|
| Body & Ports ¹ | Natural (Pigment-free) Delrin / White ² |
| Clamp Ring | Aluminum Motor Mounting Plate |
| Valves ¹ | Flapper ² , Umbrella ² |
| Diaphragm ¹ | Buna-N ² , Silicone ² , Santoprene ² |
| Clevis/Button Assembly ¹ | Natural Delrin (White) ² and Stainless Steel ² |
| Motor | 24 VDC 1/8HP |

¹ in contact with fluid

² FDA-approved material

Available Ports

| | in | 1/2 | 3/4 | 1 | 1-1/8 | 1-1/4 |
|----------------------------|----|------|------|------|-------|-------|
| | cm | 1.27 | 1.91 | 2.54 | 2.86 | 3.18 |
| Hose (Smooth) | | | | S | • | • |
| NPT Female (Tapped) | | • | • | | | |
| NPT Male (Threaded) | | | • | • | | |
| Barbed | | | | | • | |

S Standard • Optional

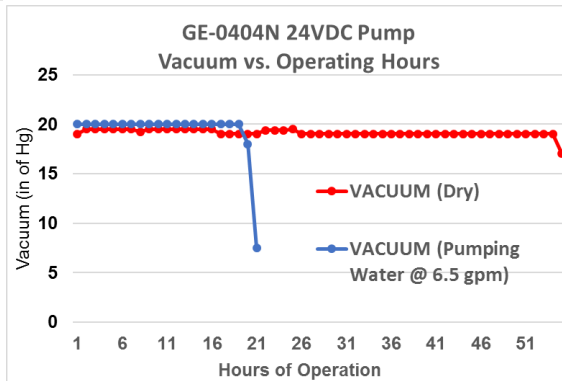
Motor Specifications

| | |
|----------------------------------|--|
| Motor Type | 24VDC, Brushless DC Motor |
| Power | 100 W (1/8 HP) |
| Protection | [Motor] IP65 (excluding connectors) [Driver] IP00 |
| Speed | 60 rpm |
| Torque | 152 in-lbs |
| Ambient Temperature Range | 0°C ~ +50°C (+32°F ~ +122°F) (non-freezing) |
| Max Load Amps | 6.0 |
| Weight | ~7 lbs |
| Certifications | UL, CSA, CE |

- **Can achieve 25in Hg** on sugarbushes with tight sap lines & wetted valves
 - ◊ Factory tested to 20in Hg vacuum
- **Use on up to 400 taps**
- **No releaser required**
 - ◊ Creates vacuum and transfers fluid
 - ◊ Liquid will not damage pump
 - ◊ Can run dry without damage
- **Features new SapCheck-ready Remote Control Interface**
- **Wetted components made of FDA-approved materials**
- **0.9 cfm (6.6 gpm)**
- **Quiet-running 24 VDC 60 rpm motor**
- **Water-resistant motor enclosure**
- **Accommodates 1/1" – 1-1/4" hose/tubing**
- **Minimum 20 hours operation on 2 12VDC 60-amp hour batteries**

Valve Options

| | |
|-----------------|---|
| Flapper | General purpose liquid transfer. For vertical pump mounts, inlet must be below outlet. Made from FDA-approved Buna (white). |
| Umbrella | Excellent vacuum service. Best for transfer of liquids free of any materials. Made from FDA-approved silicone. |



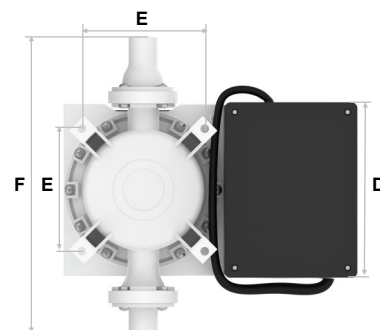
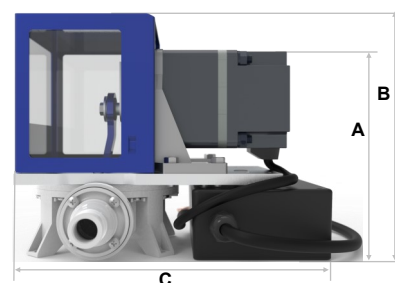
Operating results when pump is powered by two (2) 12 VDC 60 amp-hour batteries.

Performance

| | |
|-------------------------|---|
| Flow Rate | per stroke: 0.44 Qt (0.42L) per min: 6.6 gpm |
| Max Lift | 20 ft (6.1 m) ^{1,2} |
| Max Head | 25 ft (7.6 m) ¹ |
| Max Pressure | 11 psi (0.7 bar) ¹ |
| Max Service Temp | 220°F (104°C) |

¹ depending on choice of motor

² with a check valve



| | in | cm |
|--------------------------|---------|--------|
| A | 7-1/4 | 18.4 |
| B | 8-1/4 | 21.0 |
| C | 10-1/2 | 26.7 |
| D | 6 | 15.2 |
| E | 4-5/16 | 11.0 |
| F | 11 | 27.9 |
| Mounting Holes | 1/4 | 0.64 |
| Bolt Circle Diam. | 6-1/8 | 15.6 |
| Weight | 15.0 lb | 6.8 kg |

Guzzler® 24 VDC Electric Pump GE-0404N

Product Model Number Nomenclature Guide

Recommended options for use in maple sap collection

Example: GE-0404N-071-58-5050-TK

- Guzzler Electric Pump
- Model style #0404N: Natural Delrin Body, Opposite Side Ports
- No Variable Speed control option
- Silicone Umbrella Valves
- Buna-N Diaphragm
- Natural Delrin Clevis
- Motor Mounting Plate Clamp Ring
- Inlet: 1" Smooth
- Outlet: 1" Smooth
- 24 VDC 60 RPM Motor



| Guzzler Product | |
|-----------------|------|
| Option | Code |
| Electric Pump | GE |

| Style (Family) | |
|---------------------------------|-------|
| Option | Code |
| Natural Delrin, Opp. Side Ports | 0404N |

| Speed Control | |
|---------------|------|
| Option | Code |
| None | 0 |

| Valves | |
|-----------------------|------|
| Option | Code |
| Flapper (White Buna)* | 2 |
| Umbrella (Silicone)* | 7 |

| Diaphragm | |
|---------------|------|
| Option | Code |
| Buna Nitrile* | 1 |
| Silicone* | 7 |
| Santoprene* | 8 |

GE - 0404N - 0 7 1 - 5 8 - 50 50 - TK

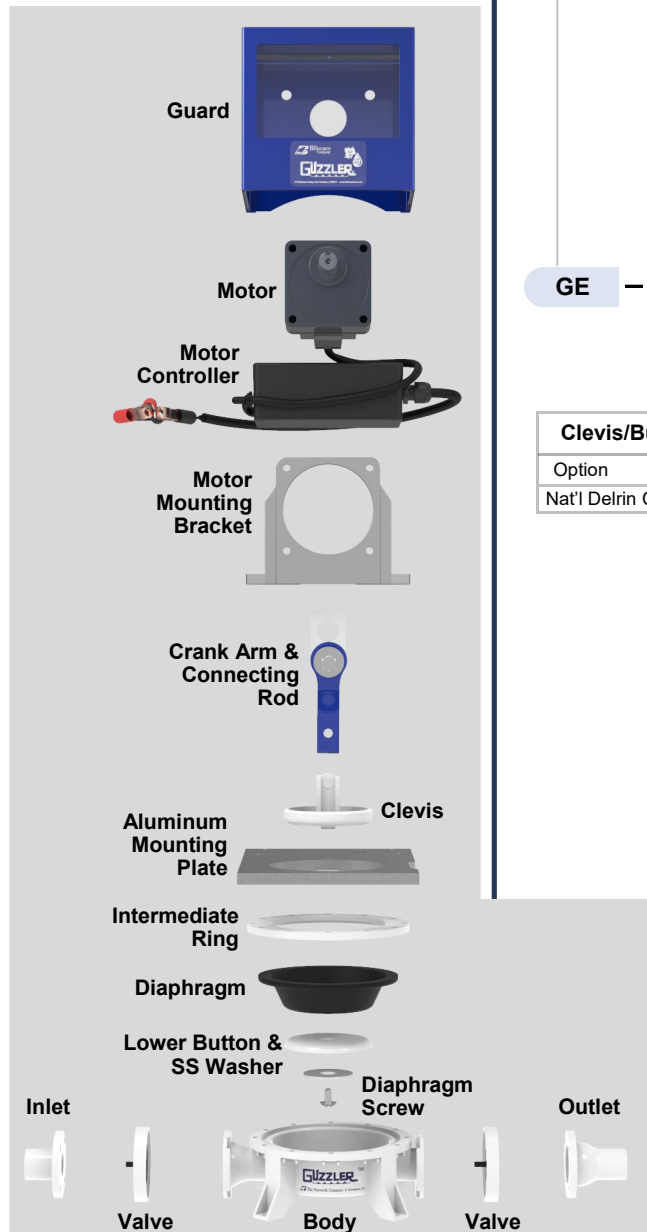
| Clevis/Button Assembly | |
|------------------------|------|
| Option | Code |
| Nat'l Delrin Clevis | 5 |

| Clamp Ring | |
|----------------------|------|
| Option | Code |
| Motor Mounting Plate | 8 |

| Hose Connections | | |
|-------------------|-------|--------|
| Option | Code | |
| | Inlet | Outlet |
| 1/2" NPT Tapped | 31 | 31 |
| 3/4" NPT Tapped | 41 | 41 |
| 3/4" NPT Threaded | 42 | 42 |
| 1" Smooth | 50 | 50 |
| 1" NPT Threaded | 52 | 52 |
| 1-1/8" Smooth | 60 | 60 |
| 1-1/8" Barbed | 63 | 63 |
| 1-1/4" Smooth | 70 | 70 |

| 24 VDC Motor | |
|----------------------------|------|
| Option (Speed / Torque) | Code |
| 60 rpm / 152 in-lbs | TK |

* These elastomers are made from FDA-approved materials.



930 Waterman Avenue, East Providence, RI 02914
(401) 438-1110 • fax (401) 438-2713
toll-free (888) 438-1110 • www.thebosworthco.com

SP-GE-0404N-SS-102423